



BFD2
COMPATIBLE

BFD3
COMPATIBLE

Platinum Samples

Henry Hirsch

Manic Love Drum Sample Library

Your new expansion kit for BFD3 & BFD2

Welcome and thank you for purchasing this download-only expansion kit for BFD3 and BFD2

This manual explains how to unpack and install your downloaded kit, as well as how to use the new sounds in BFD.

This expansion kit is compatible with BFD3, BFD 2.1 and BFD Eco only, and will not work with BFD 1.0.x or BFD 1.5.x. Please note, in BFD Eco only the Plate ambience channels are available.

Images in this manual may be from different Platinum Samples products.

Installation: Windows 7 or later

Manic Love is delivered in multiple downloadable parts. Each part contains an installer specific to the contents of that download. Please follow these steps for each part - Start with Part 1.

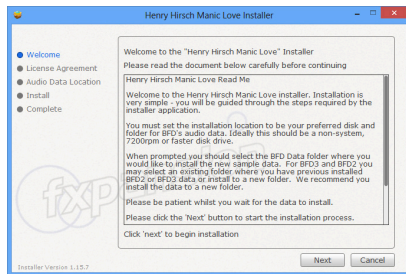
1. In order to access the installer, right-click the downloaded archive package and select “Extract All...” to unarchive. If you have trouble unzipping the archive please try using 7-zip from <http://www.7-zip.org/>

To launch the installer, double-click the WIN installer which matches your version of BFD.

NOTE: The data for BFD3 will use the new BFD3 lossless data compression to save disk space on your hard drive. This will not be able to be used with BFD2 or BFD Eco. If you wish to use the samples with both BFD3 and BFD2 please run the BFD2 installer.

2. A splash screen appears, followed by a welcome page.

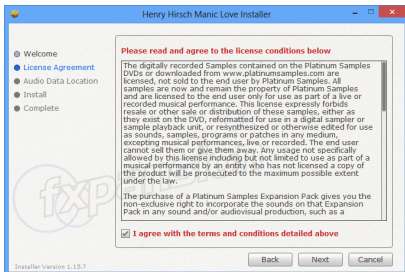
Read the on-screen instructions and click **Next** to begin the installation.



3. Read the license conditions and check the tick box to agree.

If you leave the tick box unchecked, you will not be able to continue with the installation.

Click **Next** to proceed.



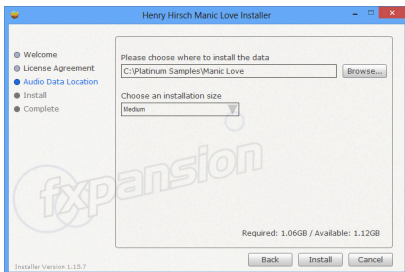
4. Specify any folder on a suitable hard disk in which to install the audio data.

The drop-down menu contains all current BFD data paths. Select one of these or click Browse to navigate to and select a new location.

If you select a new location, it is added to BFD's list of data paths automatically.

The data paths are scanned for new files next time you launch BFD3 or BFD2.

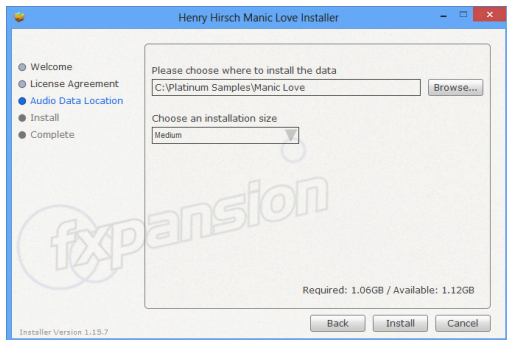
Click **Next** to proceed.



5. Manic Love can be installed with one of three detail levels, determining the maximum amount of velocity layers (and consequently affecting the hard disk space usage) that are installed for each Kit-Piece.

For BFD2 or BFD3 it is highly recommended to install the *Full* installation

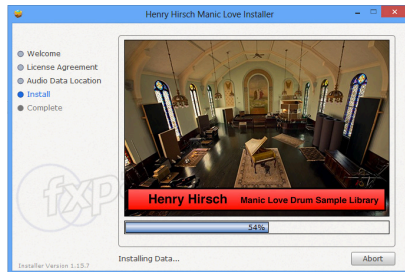
If you select the default “Full” size you need to change the Max Velocity Levels setting in your BFD Engine preferences.



Hold down the mouse button until you select the install size then release the mouse button.

Click **Install** to continue.

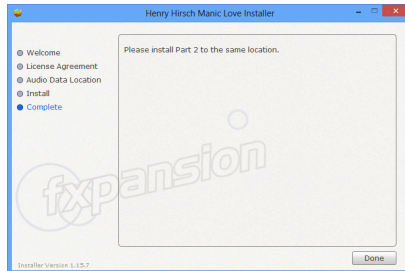
6. The installation process itself can take a while so please have patience while the kit is installed.



The current status is indicated by the progress bar.

7. When the installation is complete, click **Done** to close the installer application. Run the installer on the next Part in the sequence and install to the same location.

8. Once all the data has been installed, you are ready to authorize your new library..



Installation: Mac OSX (Intel Mac required)

Manic Love is delivered in multiple downloadable parts. Each part contains an installer specific to the contents of that download. Please follow these steps for each part - Start with Part 1.

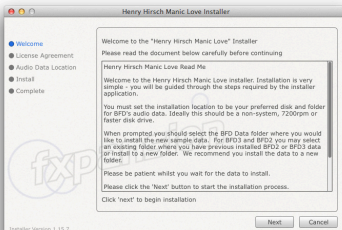
1. Double-click the archive in order to unpack it. The extracted folder is opened, showing the files required to install the package.
2. To launch the installer, double-click the OSX installer which matches your version of BFD.

NOTE: The data for BFD3 will use the new BFD3 lossless data compression to save disk space on your hard drive. This will not be able to be used with BFD2 or BFD Eco. If you wish to use the samples with both BFD3 and BFD2 please run the BFD2 installer.

3. At this point you may be asked for your Admin password. You must have Admin privileges in order to install this software on your machine.

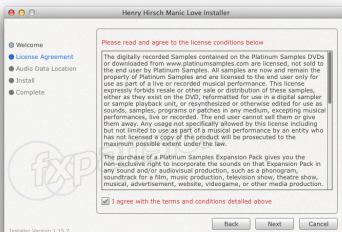


4. A splash screen appears, followed by a welcome page.



Read the on-screen instructions and click **Next** to begin the installation.

5. Read the license conditions and check the tick box to agree.



If you leave the tick box unchecked, you will not be able to continue with the installation.

Click **Next** to proceed.

6. Specify any folder on a suitable hard disk in which to install the audio data.

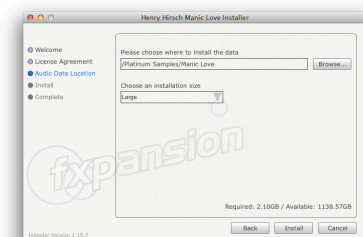
The drop-down menu contains all current BFD data paths. Select one of these or click Browse to navigate to and select a new location.

The folder name *Manic Love* will be added to the selected path.

If you select a new location, it is added to BFD's list of data paths automatically.

The data paths are scanned for new files next time you launch BFD.

Click **Next** to proceed.



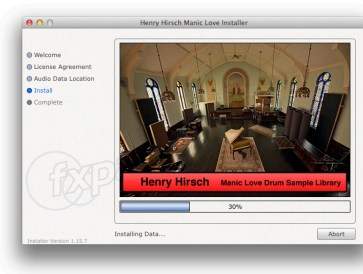
7. Manic Love can be installed with one of three detail levels, determining the maximum amount of velocity layers (and consequently affecting the hard disk space usage) that are installed for each Kit-Piece.

For BFD2 or BFD3 it is highly recommended to install the *Full* installation

If you select the default “Full” size you need to change the Max Velocity Levels setting in your BFD Engine preferences.

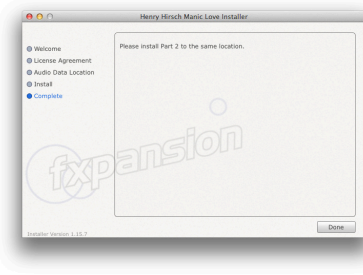
Click **Install** to continue.

8. The installation process itself can take a while so please have patience while the kit is installed.



The current status is indicated by the progress bar.

9. When the installation is complete, click **Done** to close the installer application, unzip the next archive in the sequence and install to the same location.



10. Once the package has been installed, you are ready to authorize your new kit-pieces.

Authorizing your expansion kit

In order to use the expansion library sounds in BFD, the product must first be authorized using the FXpansion License Manager. Its data must exist within one of the data paths set up in the BFD preferences in order for it to be scanned, authorized and added to the BFD database.

Proceed as follows:

1. Launch an instance of BFD3, BFD Eco or BFD2 in standalone mode, or as a plugin in a host.
2. The expansion kit should be detected and scanned automatically.

If this does not occur, go to the BFD Eco preferences menu, BFD2 Data preferences or BFD3 Data Locations and make sure the expansion library's data path exists in the list (add it if necessary) and click the 'Scan data paths for new files' button in BFD2 or select 'Rebuild Databases...' in BFD Eco's preferences menu.

3. The FXpansion License Manager should now launch automatically.

Authorize the new expansion library in the License Manager in the same way you authorized BFD3, BFD Eco or BFD2 and any other expansion packs you own.

Please consult the BFD3, BFD Eco or BFD2 Quickstart Guide for a full guide to using the License Manager in order to authorize a product.

**If you experience any problems during the installation, please consult our support page:
www.platinumsamples.com/support**

You MUST be registered to receive support. The License Manager authorization process registers your serial number automatically. Registering also means we have a record of your serial number if you lose it.

Lost serial numbers will NOT be replaced!

Registering also allows you access to the download area.

Using your expansion kit

Once your kit-pieces have been authorized, they are ready to be used in BFD3 or BFD2.

- Ensure that you know how to use the 'Type' drop-down selector in the Kit-piece chooser panels to enable easy access to all newly available kit-pieces.

In BFD3 and BFD2 you can load any new kit-piece into any slot, with all articulations loaded even if the destination slot is designed for kit-pieces with fewer articulations. However, you may need to create new key mappings to any additional articulations loaded into the slot. Similarly BFD Eco allows you to load new Cymbal & Tom kit-pieces into the Percussion slots.

- Any presets provided are available in the preset chooser panel.

The Presets

It is suggested that you start by first loading one of the basic presets Henry Hirsch Love Kit or Henry Hirsch Manic Kit. These are the basic kit presets without any additional processing in the BFD mixer.

In BFD2 you can search for the presets with the term HML to quickly locate the presets. In BFD3 the Library is named "Platinum Samples - Manic Love".

Please note: due to the analog recording of these drums using actual analog tape, vintage preamps, EQ & compression the noise floor when compressed can become significant... usually this is not an issue in the context of a song.

Please consult the BFD3 or BFD2 manual for full instructions on loading presets/kits/kit-pieces and using the key mapping page.

(This page intentionally left blank)

Platinum Samples License Agreement

The digitally recorded Samples contained on the Platinum Samples DVDs or downloaded from www.platinumsamples.com are licensed, not sold to the end user by Platinum Samples. All samples are now and remain the property of Platinum Samples and are licensed to the end user only for use as part of a live or recorded musical performance. This license expressly forbids resale or other sale or distribution of these samples, either as they exist on the DVD, reformatted for use in a digital sampler or sample playback unit, or resynthesized or otherwise edited for use as sounds, samples, programs or patches in any medium, excepting musical performances, live or recorded. The end user cannot sell them or give them away. Any usage not specifically allowed by this license including but not limited to use as part of a musical performance by an entity who has not licensed a copy of the product will be prosecuted to the maximum possible extent under the law.

The purchase of a Platinum Samples Expansion Pack gives you the non-exclusive right to incorporate the sounds on that Expansion Pack in any sound and/or audiovisual production, such as a phonogram, soundtrack for a film, music production, television show, theatre show, musical, advertisement, website, videogame, or other media production.

You may not distribute, sell, rent, lease, sublicense, assign, or otherwise transfer any of the sounds except as incorporated in a production. You may not distribute the sounds independently of a production, or with any directions or instructions as to how the Sounds may be extracted from a production, or with any invitation, suggestion or authorization that the sounds may be extracted from a production.

You may not distribute the Sounds, either in native format or reformatted, filtered, re-synthesized or otherwise edited, for use as sounds, multi-sounds, samples, multi-samples of as programs or patches in a sampler, sample playback unit, website or computer. The Sounds cannot be used as source playback from ROM or chip sets or embedded in any chip set.

Produced by:	Henry Hirsch & Rachel Alina
Recorded by:	Henry Hirsch
Recorded at:	Waterfront Studios , Hudson NY
Drumming:	Ernesto Karolys
Post Production by:	Rail Jon Rogut
Editing:	Rail Jon Rogut & Paul Figueroa
BFD Programming:	Paul Chana, SKoT McDonald, Steve Baker, Drew Vernon, Angus Hewlett, Andy Simper
Photography:	Drew Gurian, Nigel Copp
Manual:	Rail Jon Rogut

THANKS

Platinum Samples would like to thank Henry, Rachel and Ernesto for their hard work and dedication and Paul "Fig" Figueroa for the editing help; Our beta testers: Martin Andrén, Jordan L. Chilcott, Steven Gilliland, Murray McDowall, Christopher Reis, Mike Roland, Robert Sfeir; the great folks at FXpansion, especially Rhiannon McLaren, SKoT McDonald, Drew Vernon, Rory Dow, Mayur Maha, Paul Chana, Clare O'Brien and Angus Hewlett.

BFD3 & BFD2 are trademarks of



www.platinumsamples.com

© 2007-2014 Platinum Samples. All trademarks acknowledged. Mac is a trademark of Apple Computer, Inc. Windows XP and Windows Vista ® are trademarks of Microsoft Corporation in the United States and other countries. Other trademarks mentioned are held by their respective owners.

Warning: The unauthorized reproduction or distribution of this copyrighted work is illegal. Criminal copyright infringement, including infringement without monetary gain, is investigated by the FBI and is punishable by up to 5 years in federal prison and a fine of \$250,000.